

CP SERIES COILS

DEDICATED HORIZONTAL COPPER COIL WITH PLENUM



Representative image only. Some models may vary in appearance.

STANDARD FEATURES

- Rifled copper tubing, enhanced aluminum fins.
- Fully insulated cabinet with plenum sides and back constructed of foil-backed, faced, one-inch thick, fiberglass duct-board.
- Immersion tested at 500 psi, followed by nitrogen pressurization and factory sealing to ensure optimal system integrity and long-term reliability.
- Refrigerant lines exit top of coil. Schrader valve on liquid line or internally mounted factory installed TXV for pressure assurance testing. Refrigerant and plumbing connections:
 - **Liquid line:** 3/8" ODS
 - **Suction line:**
 - ▶ 3/4" ODS on 1-1/2-ton to 3-ton
 - ▶ 7/8" ODS on 3-1/2-ton to 5-ton
 - **Drain connections:**
 - ▶ **Condensate Drains:** 3/4" NPT
 - ▶ Secondary metal drain pan included with 1" spacing around the cabinet for turnkey installation.
- Heavy duty polypropylene drain pans.
- Three-piece service door on top for easy service access.
- Fully insulated cabinets with faced insulation.
- Secondary metal drain pan included with one inch spacing around the cabinet for turnkey installation.
- AHRI certifiable with all brands of A/C and heat pump systems.
- A2L refrigerants require a Refrigerant Detection System (RDS) for compliance.
- ETL listed for R22 and 410A. ETL listed for R454B and R32 with Refrigerant Detection System (RDS).

WARRANTY

- Ten-year limited warranty with registration.


CP-SS-C-008-A

HELPFUL LINKS



VIEW PRODUCT ONLINE

For full warranty terms and conditions, please refer to the Warranty Information section on Aspen's official website.



AHRI QUICK MATCH TOOL

Identify the correct AHRI-certified match for any Aspen coil, air handler, or Aspen PRO air handler. Available on the Resources page.



R-410A • R-22 • R-454B • R-32
REFRIGERANT READY
WHEN PROPER METERING DEVICE IS USED

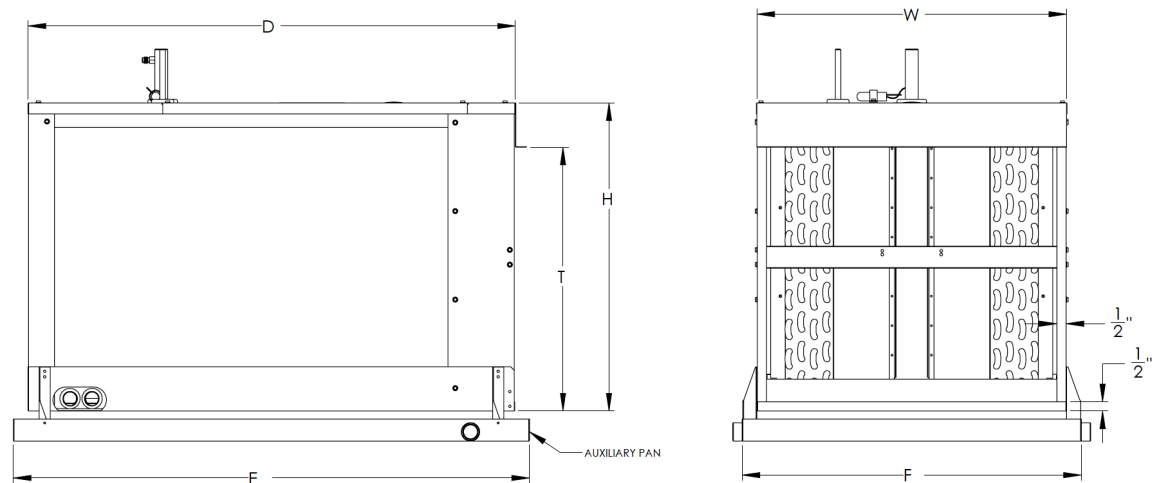


In keeping with its commitment to continuous improvement, Aspen Manufacturing reserves the right to make changes without notice and incurring obligation. To stay up-to-date with this product and Aspen's trusted line of coils, air handlers, and more, go to our website. © 2025 Aspen Manufacturing. All Rights Reserved

Customer Service: info@aspenmfg.com • Warranty Team: warranty@aspenmfg.com • Phone: 281.441.6500 • Toll Free: 800.423.9007 • Fax: 281.441.6510

PERFORMANCE & DIMENSIONAL DATA (In.) - FIGURE 1													
COIL MODEL	NOM. CAPACITY	CONNECTIONS		DIMENSIONS							SHIPPING INFO.		
		SUC. LINE	LIQ. LINE	CABINET			TRANSITION HEIGHT AVAILABLE OPTIONS	RETURN OPENING	AUX PAN		WEIGHT (LBS)		SKID QTY
	WIDTH			DEPTH	MAX. HEIGHT	DEPTH			WIDTH	# OF ROWS			
	BTU	OD	OD	W"	D"	H"	T"	HXW	E"	F"	3	4	
CP25A*	25,000	3/4	3/8	21	28	14-1/2	14	13-1/2X20	30	23	37	41	16
CP25B*					28	15	14/14-1/2	14X20	30	23	39	44	16
CP25E*					28	17-1/2	14/14-1/2	16-1/2X20	30	23	52	59	16
CP31A*	31,000	3/4	3/8		28	15	14/14-1/2	14X20	30	23	39	44	16
CP31E*					28	17-1/2	14/14-1/2	16-1/2X20	30	23	52	59	16
CP37A*	37,000	3/4	3/8		28	15	14/14-1/2	14X20	30	23	39	44	16
CP37B*					28	17-1/2	14/14-1/2	16-1/2X20	30	23	49	55	16
CP37C*					28	17-1/2	14/14-1/2	16-1/2X20	30	23	43	49	16
CP37D*					33	21	14/14-1/2/17-1/2	20X20	35	23	68	77	6
CP37E*					28	21	14/14-1/2/17-1/2	20X20	30	23	58	67	12
CP37F*					28	17-1/2	14/14-1/2	16-1/2X20	30	23	52	59	16
CP37G*					40	21	14/14-1/2/17-1/2	20X20	42	23	98	105	6
CP43C*	43,000	7/8	3/8		28	21	14/14-1/2/17-1/2	16-1/2X20	30	23	60	69	12
CP43D*					33	21	14/14-1/2/17-1/2	16-1/2X20	35	23	67	76	6
CP43G*					40	21	14/14-1/2/17-1/2	20X20	42	23	99	108	6
CP49A*	49,000	7/8	3/8		28	17-1/2	14/14-1/2	16-1/2X20	30	23	51	58	16
CP49B*					28	21	14/14-1/2/17-1/2	20X20	30	23	58	66	12
CP49C*					28	21	14/14-1/2/17-1/2	20X20	30	23	58	67	12
CP49D*					33	21	14/14-1/2/17-1/2	20X20	35	23	68	77	6
CP49G*					40	17-1/2	14/14-1/2	16-1/2X20	42	23	85	92	8
CP49H*					40	21	14/14-1/2/17-1/2	20X20	42	23	98	107	6
CP61A*	61,000	7/8	3/8		28	21	14/14-1/2/17-1/2	20X20	30	23	60	69	6
CP61B*					33	21	14/14-1/2/17-1/2	20X20	35	23	68	77	6
CP61C*					33	24-1/2	21/24	23-1/2X20	35	23	79	92	6
CP61D*					33	25	21/24/24-1/2	24X20	35	23	81	93	6
CP61E*					33	25	21/24/24-1/2	24X20	35	23	83	97	6
CP61F*					33	24-1/2	21/24	23-1/2X20	35	23	69	78	6
CP61G*					40	21	14/14-1/2/17-1/2	20X20	42	23	101	107	6
CP61H*					40	24-1/2	21/24	23-1/2X20	42	23	102	111	4


FIGURE 1




In keeping with its commitment to continuous improvement, Aspen Manufacturing reserves the right to make changes without notice and incurring obligation. To stay up-to-date with this product and Aspen's trusted line of coils, air handlers, and more, go to our website. © 2025 Aspen Manufacturing. All Rights Reserved

CABINET DIMENSIONAL DATA - FIGURE 2								
CABINET DIMENSIONS			PLENUM BOARD DIMENSIONS				DUCTING SIZE	
WIDTH	DEPTH	HEIGHT	SIDE VIEW		FRONT VIEW		8" DUCT FITS?	12" DUCT FITS?
			A	B	J	K		
W"	D"	H"	[H - 1.75"-3"]	[D - 1.75"-4.5"]	[H - 0.75"-3"]	[W - 1"-1"]		
21	28	14 1/2	9-3/4	21-3/4	10-3/4	19	YES	NO
	28	17 1/2	12-3/4	21-3/4	13-3/4			NO
	28	21	16-1/4	21-3/4	17-1/4			YES
	28	15	10-1/4	21-3/4	11-1/4			YES
	33	17 1/2	12-3/4	26-3/4	13-3/4			NO
	33	21	16-1/4	26-3/4	17-1/4			YES
	33	24 1/2	19-3/4	26-3/4	20-3/4			YES
	33	25	20-1/4	26-3/4	21-1/4			YES
	40	17 1/2	12-3/4	33-3/4	13-3/4			NO
	40	21	16-1/4	33-3/4	17-1/4			YES
	40	24 1/2	19-3/4	33-3/4	20-3/4			YES

FIGURE 2



SIDE VIEW



FRONT VIEW

DRAIN PAN TEMPERATURE TABLE	
DRAIN PAN TYPE	TEMP LIMITS
Plastic - Standard	290°

In keeping with its commitment to continuous improvement, Aspen Manufacturing reserves the right to make changes without notice and incurring obligation. To stay up-to-date with this product and Aspen's trusted line of coils, air handlers, and more, go to our website. © 2025 Aspen Manufacturing. All Rights Reserved

Customer Service: info@aspenmfg.com Warranty Team: warranty@aspenmfg.com Phone: 281.441.6500 Toll Free: 800.423.9007 Fax: 281.441.6510