

## DP SERIES COILS

### DEDICATED HORIZONTAL ALUMINUM COIL WITH PLENUM



*Representative image only. Some models may vary in appearance.*

#### STANDARD FEATURES

- Rifled aluminum tubing, enhanced aluminum fins.
- Fully insulated cabinet with plenum sides and back constructed of foil-backed, faced, one-inch thick, fiberglass duct-board.
- Multi-stage leak testing at 500 psi pressure decay, mass spectrometer tested with Helium, then Nitrogen pressurized and factory sealed optimal system integrity and long-term reliability.
- Refrigerant lines exit from top of the coil with Schrader valve for pressure assurance testing. Refrigerant and plumbing connections:
  - **Liquid line:** 3/8" ODS
  - **Suction line:**
    - ▶ 3/4" ODS on 1-1/2-ton to 3-ton
    - ▶ 7/8" ODS on 3-1/2-ton to 5-ton
  - **Drain connections:**
    - ▶ **Condensate Drains:** 3/4" NPT
    - ▶ Secondary metal drain pan included with 1" spacing around the cabinet for turnkey installation.
- Heavy duty polypropylene drain pans.
- Three-piece service door on top for easy service access.
- Fully insulated cabinets with faced insulation.
- AHRI certifiable with all brands of A/C and heat pump systems.
- A2L refrigerants require a Refrigerant Detection System (RDS) for compliance.
- ETL listed for R22 and 410A. ETL listed for R454B and R32 with Refrigerant Detection System (RDS)

#### WARRANTY

- Ten-year limited warranty with registration.


DP-SS-C-008-A

#### HELPFUL LINKS



#### VIEW PRODUCT ONLINE

For full warranty terms and conditions, please refer to the Warranty Information section on Aspen's official website.



#### AHRI QUICK MATCH TOOL

Identify the correct AHRI-certified match for any Aspen coil, air handler, or Aspen PRO air handler. Available on the Resources page.



R-410A • R-22 • R-454B • R-32  
**REFRIGERANT READY**  
WHEN PROPER METERING DEVICE IS USED



In keeping with its commitment to continuous improvement, Aspen Manufacturing reserves the right to make changes without notice and incurring obligation. To stay up-to-date with this product and Aspen's trusted line of coils, air handlers, and more, go to our website. © 2025 Aspen Manufacturing. All Rights Reserved

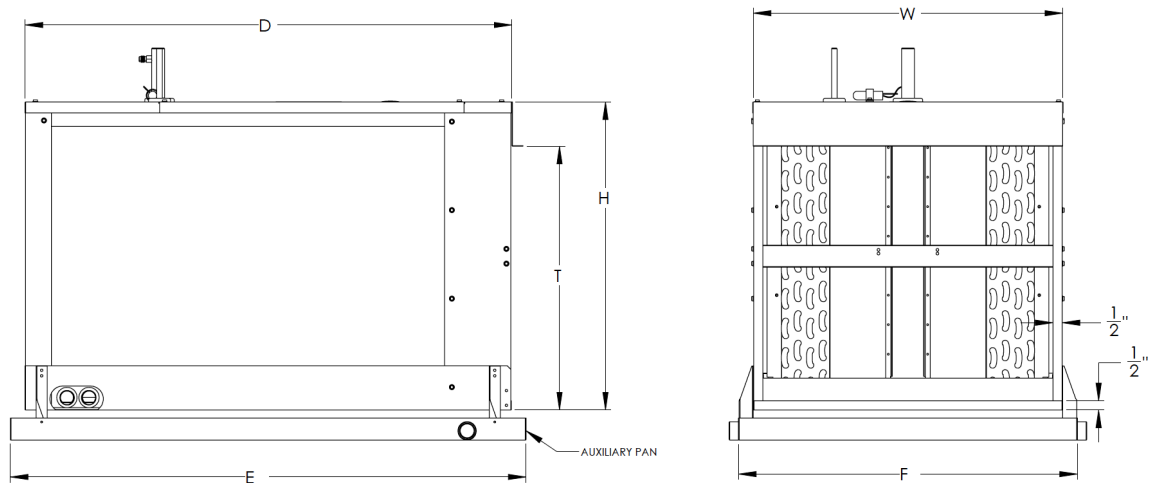
Customer Service: info@aspenmfg.com • Warranty Team: warranty@aspenmfg.com • Phone: 281.441.6500 • Toll Free: 800.423.9007 • Fax: 281.441.6510



WWW.ASPENMFG.COM

PERFORMANCE & DIMENSIONAL DATA (In.) - FIGURE 1													
COIL MODEL	NOM. CAPACITY	CONNECTIONS		DIMENSIONS							SHIPPING INFO.		
		SUC. LINE	LIQ. LINE	CABINET			TRANSITION HEIGHT AVAILABLE OPTIONS	RETURN OPENING	AUX PAN		WEIGHT (LBS)		SKID QTY
	WIDTH			DEPTH	MAX. HEIGHT	DEPTH			WIDTH	# OF ROWS			
	BTU	OD	OD	W"	D"	H"	T"	HXW	E"	F"	3	4	
DP25A*	25,000	3/4	3/8	21	28	14-1/2	14	13-1/2X20	30	23	25	29	16
DP25B*					28	15	14/14-1/2	14X20	30	23	27	32	16
DP25E*					28	17-1/2	14/14-1/2	16-1/2X20	30	23	40	47	16
DP31A*	31,000	3/4	3/8		28	15	14/14-1/2	14X20	30	23	27	32	16
DP31E*					28	17-1/2	14/14-1/2	16-1/2X20	30	23	40	47	16
DP37A*	37,000	3/4	3/8		28	15	14/14-1/2	14X20	30	23	27	32	16
DP37B*					28	17-1/2	14/14-1/2	16-1/2X20	30	23	37	43	16
DP37C*					28	17-1/2	14/14-1/2	16-1/2X20	30	23	31	37	16
DP37D*					33	21	14/14-1/2/17-1/2	20X20	35	23	56	65	6
DP37E*					28	21	14/14-1/2/17-1/2	20X20	30	23	46	55	12
DP37F*					28	17-1/2	14/14-1/2	16-1/2X20	30	23	40	47	16
DP37G*					40	21	14/14-1/2/17-1/2	20X20	42	23	86	93	6
DP43C*	43,000	7/8	3/8		28	21	14/14-1/2/17-1/2	16-1/2X20	30	23	48	57	12
DP43D*					33	21	14/14-1/2/17-1/2	16-1/2X20	35	23	55	64	6
DP43G*					40	21	14/14-1/2/17-1/2	20X20	42	23	87	96	6
DP49A*	49,000	7/8	3/8		28	17-1/2	14/14-1/2	16-1/2X20	30	23	39	46	16
DP49B*					28	21	14/14-1/2/17-1/2	20X20	30	23	46	54	12
DP49C*					28	21	14/14-1/2/17-1/2	20X20	30	23	46	55	12
DP49D*					33	21	14/14-1/2/17-1/2	20X20	35	23	56	65	6
DP49G*					40	17-1/2	14/14-1/2	16-1/2X20	42	23	73	80	8
DP49H*					40	21	14/14-1/2/17-1/2	20X20	42	23	86	95	6
DP61A*	61,000	7/8	3/8		28	21	14/14-1/2/17-1/2	20X20	30	23	48	57	6
DP61B*					33	21	14/14-1/2/17-1/2	20X20	35	23	56	65	6
DP61C*					33	24-1/2	21/24	23-1/2X20	35	23	67	80	6
DP61D*					33	25	21/24/24-1/2	24X20	35	23	69	81	6
DP61E*					33	25	21/24/24-1/2	24X20	35	23	71	85	6
DP61F*					33	24-1/2	21/24	23-1/2X20	35	23	57	66	6
DP61G*					40	21	14/14-1/2/17-1/2	20X20	42	23	89	95	6
DP61H*					40	24-1/2	21/24	23-1/2X20	42	23	90	99	4


**FIGURE 1**




In keeping with its commitment to continuous improvement, Aspen Manufacturing reserves the right to make changes without notice and incurring obligation. To stay up-to-date with this product and Aspen's trusted line of coils, air handlers, and more, go to our website. © 2025 Aspen Manufacturing. All Rights Reserved

CABINET DIMENSIONAL DATA - FIGURE 2								
CABINET DIMENSIONS			PLENUM BOARD DIMENSIONS				DUCTING SIZE	
WIDTH	DEPTH	HEIGHT	SIDE VIEW		FRONT VIEW		8" DUCT FITS?	12" DUCT FITS?
			A	B	J	K		
W"	D"	H"	[H - 1.75"-3"]	[D - 1.75"-4.5"]	[H - 0.75"-3"]	[W - 1"-1"]		14" DUCT FITS?
21	28	14 1/2	9-3/4	21-3/4	10-3/4	19	YES	NO
	28	17 1/2	12-3/4	21-3/4	13-3/4			NO
	28	21	16-1/4	21-3/4	17-1/4			YES
	28	15	10-1/4	21-3/4	11-1/4			YES
	33	17 1/2	12-3/4	26-3/4	13-3/4			NO
	33	21	16-1/4	26-3/4	17-1/4			YES
	33	24 1/2	19-3/4	26-3/4	20-3/4			YES
	33	25	20-1/4	26-3/4	21-1/4			YES
	40	17 1/2	12-3/4	33-3/4	13-3/4			NO
	40	21	16-1/4	33-3/4	17-1/4			YES
	40	24 1/2	19-3/4	33-3/4	20-3/4			YES

**FIGURE 2**



**SIDE VIEW**



**FRONT VIEW**

DRAIN PAN TEMPERATURE TABLE	
DRAIN PAN TYPE	TEMP LIMITS
Plastic - Standard	290°

In keeping with its commitment to continuous improvement, Aspen Manufacturing reserves the right to make changes without notice and incurring obligation. To stay up-to-date with this product and Aspen's trusted line of coils, air handlers, and more, go to our website. © 2025 Aspen Manufacturing. All Rights Reserved