


# DP SERIES

## ALUMINUM DEDICATED HORIZONTAL EVAPORATOR COIL WITH PLENUM

### FEATURES, BENEFITS, DIMENSIONS, & SPECIFICATIONS



Unit shown with service panels removed. Representative drawing only. Some models may vary in appearance. Due to continuous product improvement, specifications are subject to change without notice.

### FEATURES AND BENEFITS:

- Rifled aluminum tubing, enhanced aluminum fins.
- Refrigerant and plumbing connections:
  - Liquid line - 3/8" ODS
  - Suction line - 3/4" ODS on 1.50 3-ton and 7/8" on 3.50-ton to 5-ton.
- Refrigerant lines exit from the top of the coil with Schrader valve for hiss-testing.
- Three-piece access doors on top of the coil for easy service.
- Fully insulated cabinet with plenum sides and back constructed of foil-backed, faced, one-inch thick, fiberglass duct-board.
- Air pressure tested at 500 psi, leak tested with Helium, then sealed and Nitrogen-pressurized.
- Heavy duty plastic pan with 4.75" NPT condensate drains on each side of the coil.
- Secondary metal drain pan included with one inch spacing around the cabinet for turnkey installation.
- AHRI certifiable with all brands of A/C and heat pump systems.
- ETL listed for use with R-410A, R-454B, R-22, and R-32 when proper metering device is used.
- Ten-year limited warranty.



### WANT MORE INFORMATION ON ASPEN'S DP SERIES EVAPORATOR COILS?

SCAN QR CODE TO VISIT THIS PRODUCT ON OUR WEBSITE



*For complete warranty details, please visit our Warranty Information tab when you visit Aspen's website. To view this coil's product information online for the most up-to-date information scan the QR Code.*

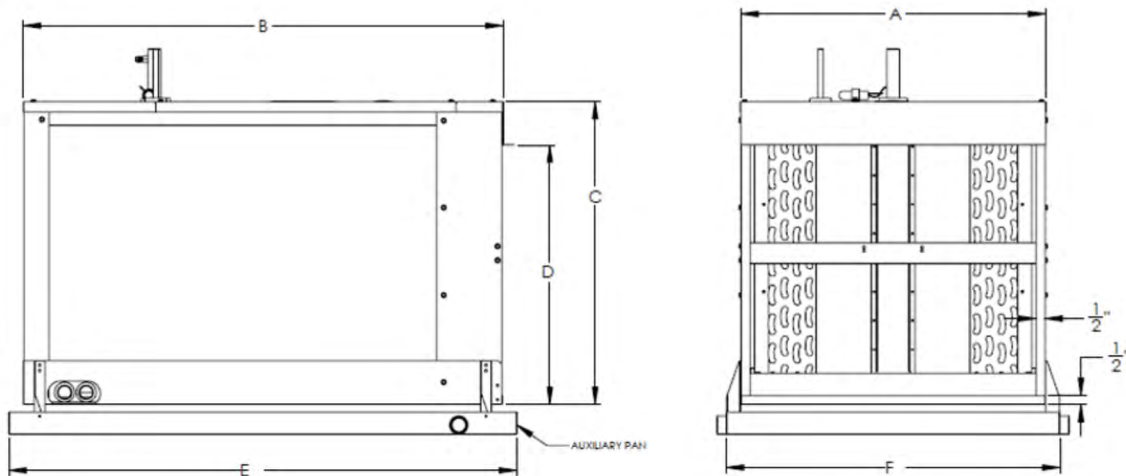
In keeping with its commitment to continuous improvement, Aspen Manufacturing reserves the right to make changes without notice and incurring obligation. To stay up-to-date with this product and Aspen's trusted line of coils, air handlers, and more, go to our website. DP Spec-2025-03

# SPECIFICATIONS & PERFORMANCE:

## DIMENSIONAL DATA - FIGURE 1

| COIL MODEL | NOM. CAPACITY (BTU) | DIMENSIONS |           |                             |                      |                             | SHIPPING INFO. |       |          |
|------------|---------------------|------------|-----------|-----------------------------|----------------------|-----------------------------|----------------|-------|----------|
|            |                     | CABINET    |           |                             | RETURN OPENING (HXW) | AUX PAN DEPTH X WIDTH (DXW) | WEIGHT (LB)    |       | SKID QTY |
|            |                     | WIDTH (W)  | DEPTH (D) | APPLICABLE HEIGHT RANGE (H) |                      |                             | 3 ROW          | 4 ROW |          |
| DP25A*     | 25,000              | 21         | 28        | 14.50                       | 13.50 X 20           | 30 X 23                     | 37             | 41    | 16       |
| DP25B*     |                     |            | 28        | 15                          | 14 X 20              | 30 X 23                     | 39             | 44    | 16       |
| DP25E*     |                     |            | 28        | 17.50                       | 16.50 X 20           | 30 X 23                     | 52             | 59    | 16       |
| DP31A*     | 31,000              |            | 28        | 15                          | 14 X 20              | 30 X 23                     | 39             | 44    | 16       |
| DP31E*     |                     |            | 28        | 17.50                       | 16.50 X 20           | 30 X 23                     | 52             | 59    | 16       |
| DP37A*     | 37,000              |            | 28        | 15                          | 14 X 20              | 30 X 23                     | 39             | 44    | 16       |
| DP37B*     |                     |            | 28        | 17.50                       | 16.50 X 20           | 30 X 23                     | 49             | 55    | 16       |
| DP37C*     |                     |            | 28        | 17.50                       | 16.50 X 20           | 30 X 23                     | 43             | 49    | 16       |
| DP37D*     |                     |            | 33        | 21                          | 20 X 20              | 35 X 23                     | 68             | 77    | 6        |
| DP37E*     |                     |            | 28        | 21                          | 20 X 20              | 30 X 23                     | 58             | 67    | 12       |
| DP37F*     |                     |            | 28        | 17.50                       | 16.50 X 20           | 30 X 23                     | 40             | 47    | 16       |
| DP43C*     | 43,000              |            | 28        | 17.50                       | 16.50 X 20           | 30 X 23                     | 60             | 69    | 12       |
| DP43D*     |                     |            | 33        | 17.50                       | 16.50 X 20           | 35 X 23                     | 67             | 76    | 6        |
| DP49A*     | 49,000              |            | 28        | 17.50                       | 16.50 X 20           | 30 X 23                     | 51             | 58    | 16       |
| DP49B*     |                     |            | 28        | 21                          | 20 X 20              | 30 X 23                     | 58             | 66    | 12       |
| DP49C*     |                     | 28         | 21        | 20 X 20                     | 30 X 23              | 58                          | 67             | 12    |          |
| DP49D*     |                     | 33         | 21        | 20 X 20                     | 35 X 23              | 68                          | 77             | 6     |          |
| DP61A*     | 61,000              | 28         | 21        | 20 X 20                     | 30 X 23              | 60                          | 69             | 6     |          |
| DP61B*     |                     | 33         | 21        | 20 X 20                     | 35 X 23              | 68                          | 77             | 6     |          |
| DP61C*     |                     | 33         | 24.50     | 23.50 X 20                  | 35 X 23              | 79                          | 92             | 6     |          |
| DP61D*     |                     | 33         | 25        | 24 X 20                     | 35 X 23              | 81                          | 93             | 6     |          |
| DP61E*     |                     | 33         | 25        | 24 X 20                     | 35 X 23              | 83                          | 97             | 6     |          |
| DP61F*     |                     | 28         | 24.50     | 23.50 X 20                  | 35 X 23              | 53                          | 60             | 6     |          |



### FIGURE 1



In keeping with its commitment to continuous improvement, Aspen Manufacturing reserves the right to make changes without notice and incurring obligation. To stay up-to-date with this product and Aspen's trusted line of coils, air handlers, and more, go to our website. DP Spec-2025-03

**CABINET DIMENSIONAL DATA - FIGURE 2**

| HEIGHT (A) | WIDTH (B) | DEPTH (C) | SIDE                             |                                    | FRONT                            |                               | DUCTING SIZE  |                |                |
|------------|-----------|-----------|----------------------------------|------------------------------------|----------------------------------|-------------------------------|---------------|----------------|----------------|
|            |           |           | Plenum Board (D)<br>[A-1.75"-3"] | Plenum Board (E)<br>[C-1.75"-4.5"] | Plenum Board (F)<br>[A-0.75"-3"] | Plenum Board (G)<br>[B-1"-1"] | 8" DUCT FITS? | 12" DUCT FITS? | 14" DUCT FITS? |
| 14-1/2     | 21        | 28        | 9-3/4                            | 21-3/4                             | 10-3/4                           | 19                            | YES           | NO             | NO             |
| 17-1/2     |           | 28        | 12-3/4                           | 21-3/4                             | 13-3/4                           |                               |               | YES            | NO             |
| 21         |           | 28        | 16-1/4                           | 21-3/4                             | 17-1/4                           |                               |               | YES            | YES            |
| 15         |           | 28        | 10-1/4                           | 21-3/4                             | 11-1/4                           |                               |               | YES            | YES            |
| 17-1/2     |           | 33        | 12-3/4                           | 26-3/4                             | 13-3/4                           |                               |               | YES            | NO             |
| 21         |           | 33        | 16-1/4                           | 26-3/4                             | 17-1/4                           |                               |               | YES            | YES            |
| 24-1/2     |           | 33        | 19-3/4                           | 26-3/4                             | 20-3/4                           |                               |               | YES            | YES            |
| 25         |           | 33        | 20-1/4                           | 26-3/4                             | 21-1/4                           |                               |               | YES            | YES            |
| 17-1/2     |           | 40        | 12-3/4                           | 33-3/4                             | 13-3/4                           |                               |               | YES            | NO             |
| 21         |           | 40        | 16-1/4                           | 33-3/4                             | 17-1/4                           |                               |               | YES            | YES            |
| 24-1/2     |           | 40        | 19-3/4                           | 33-3/4                             | 20-3/4                           |                               |               | YES            | YES            |



**DRAIN PAN TEMPERATURE TABLE**

| DRAIN PAN TYPE      | TEMP LIMITS |
|---------------------|-------------|
| Plastic - Standard  | 290°        |
| Plastic - High Temp | 425°        |
| Metal - High Temp   | 600°        |

In keeping with its commitment to continuous improvement, Aspen Manufacturing reserves the right to make changes without notice and incurring obligation. To stay up-to-date with this product and Aspen's trusted line of coils, air handlers, and more, go to our website. DP Spec-2025-03